



Version 1.1

DS Kit #: 10011609

PS Kit #: 10009680

**2686 Highway 92—Oskaloosa, IA 52577**



**Phone: 800.334.6150**

**www.kelderman.com**

## **2020+ POLARIS RZR PRO XP SEAT RISERS**

### **2-SEATER INSTALL INSTRUCTIONS**

Remove nuts from factory seat studs, once nuts are removed the seat unit can be taken out. Next install Drivers & Passengers seat risers over the factory studs and tighten down with factory nuts. The DS will use kit # 10011609 and the PS will use kit 10009680. Re-install the seats on the risers. The DS will bolt down with 1/4"-20 x 3/4" bolts and lock nuts. The PS will install with (8) 5/16"-18 x 3" bolts, flat washers and lock nuts. Only (4) lock nuts will be used, (1) on each top bolt.



Shown installed over factory stud

Supplied hardware  
installed (DS shown)

Factory stud  
and nut





Version 1.1

DS Kit #: 10011609

PS Kit #: 10009680


**2686 Highway 92—Oskaloosa, IA 52577**

**Phone: 800.334.6150**

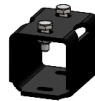
**www.kelderman.com**

## **2020+ POLARIS RZR PRO XP SEAT RISERS 4-SEATER INSTALL INSTRUCTIONS**

Remove nuts from factory seat studs, once nuts are removed the seat unit can be taken out. Next install Drivers & Passengers seat risers over the factory studs and tighten down with factory nuts. The DS and PS will use (2) of the 10011609 kit . Re-install the seats on the risers. The DS will bolt down with 1/4"-20 x 3/4" bolts and lock nuts.



Kit # 10011609



Shown installed over factory stud



Supplied hardware  
installed (DS shown)



Factory stud and nut