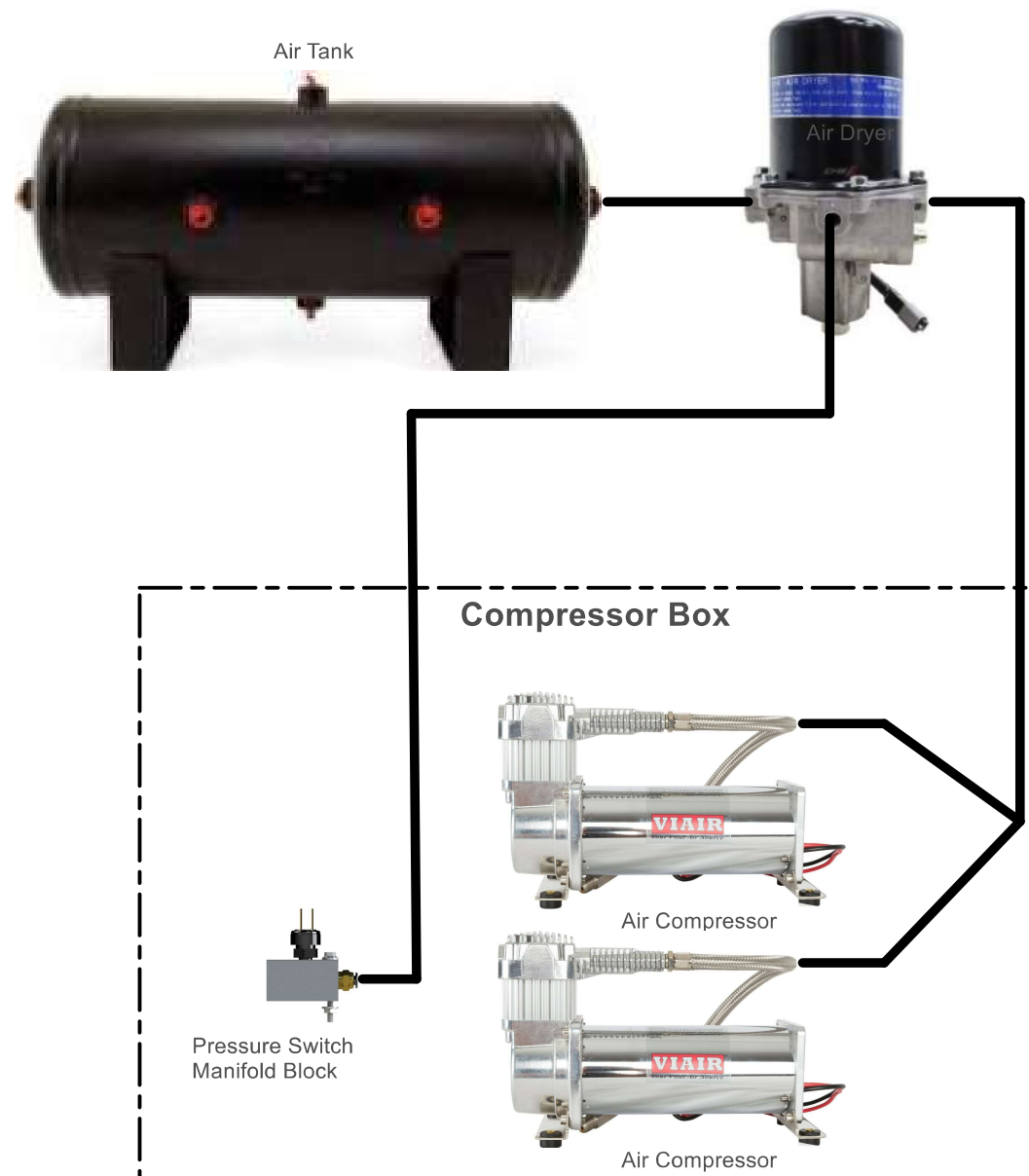
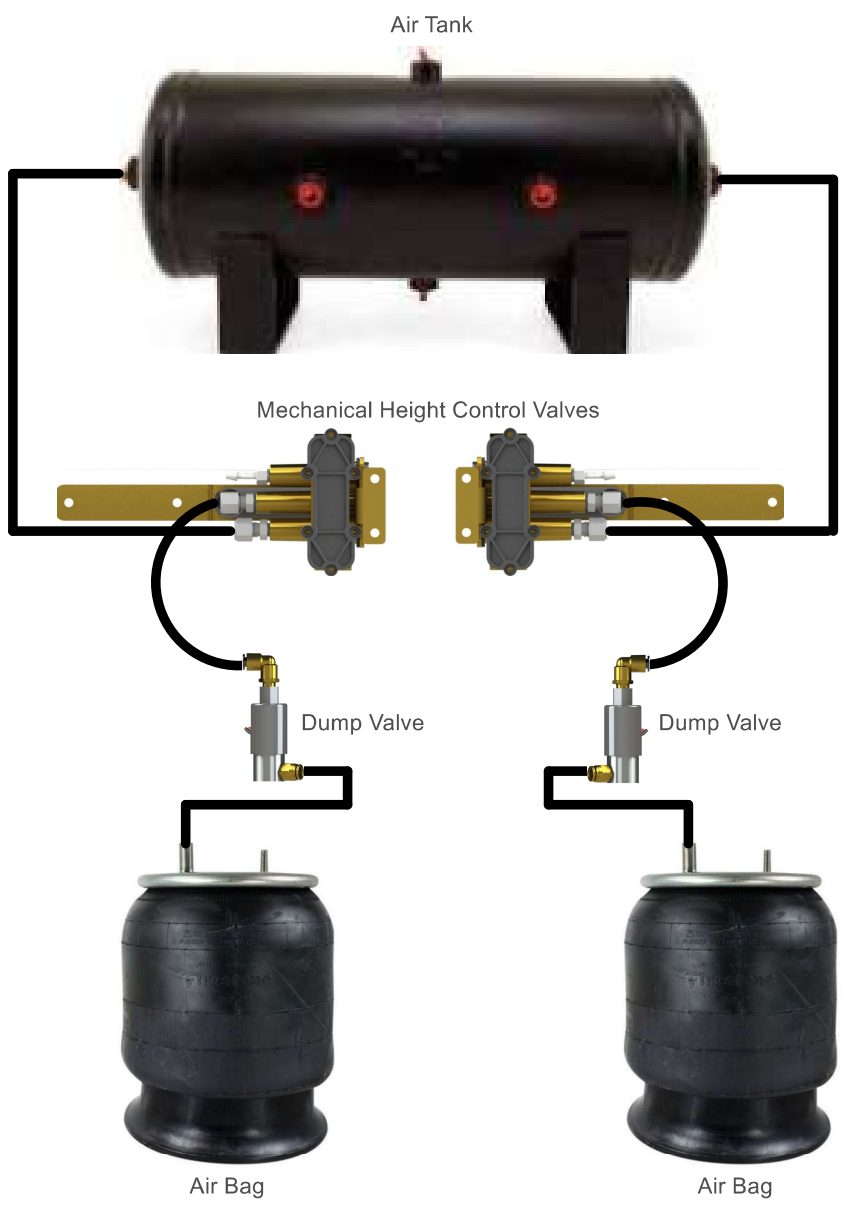


SLKD2WD Plumbing Diagram (Dual Viair Compressors)

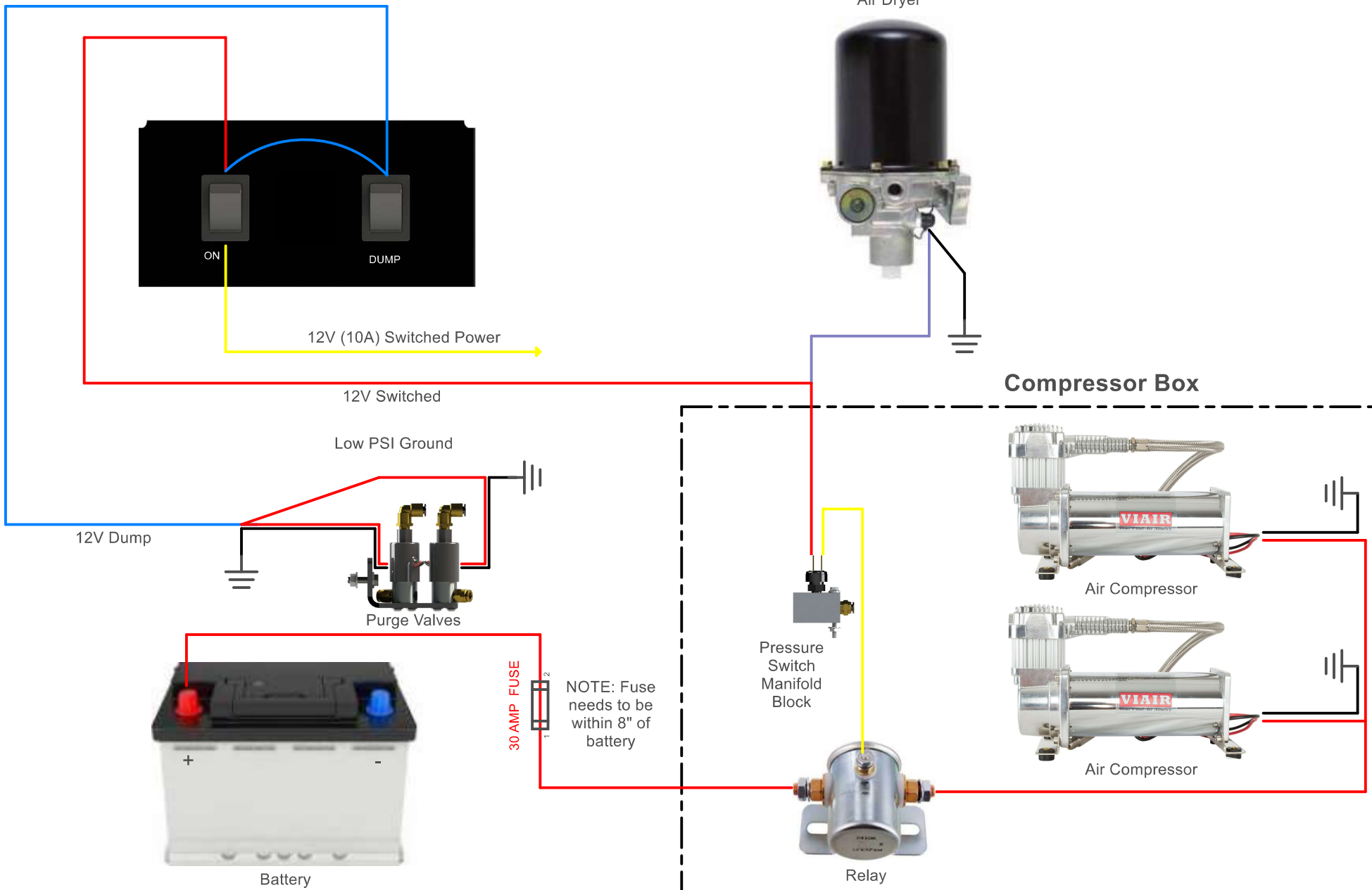
0100
0101
0102
0103
0104
0105
0106
0107
0108
0109
0110
0111
0112
0113
0114
0115
0116
0117
0118
0119
0120
0121
0122
0123
0124
0125
0126
0127



					Prj: SLKD2WD Dual Viair Compressors	Sheet nb. 1 of 2	Kelderman Manufacturing, Inc 2686 Highway 92 Oskaloosa, Iowa 52577 kelderman.com 641-673-0468	
					Prj nb:	Desg. by:		
				Open	Title: SLKD2WD Dual Viair Plumbing Diagram			
Rev.	Date	Description	Appd. by	Status				

SLKD2WD Rear Wiring Diagram (Dual Viair Compressors)

0200
0201
0202
0203
0204
0205
0206
0207
0208
0209
0210
0211
0212
0213
0214
0215
0216
0217
0218
0219
0220
0221
0222
0223
0224
0225
0226
0227



Rev.	Date	Description	Appd. by	Status
A				Open

Prj:	SLKD2WD Dual Viair Compressors	Sheet nb.	2 of 2
Prj nb:		Desg. by:	
Title:	SLKD2WD Dual Viair Rear Wiring Diagram		

Kelderman Manufacturing, Inc
2686 Highway 92
Oskaloosa, Iowa 52577
kelderman.com
641-673-0468

