
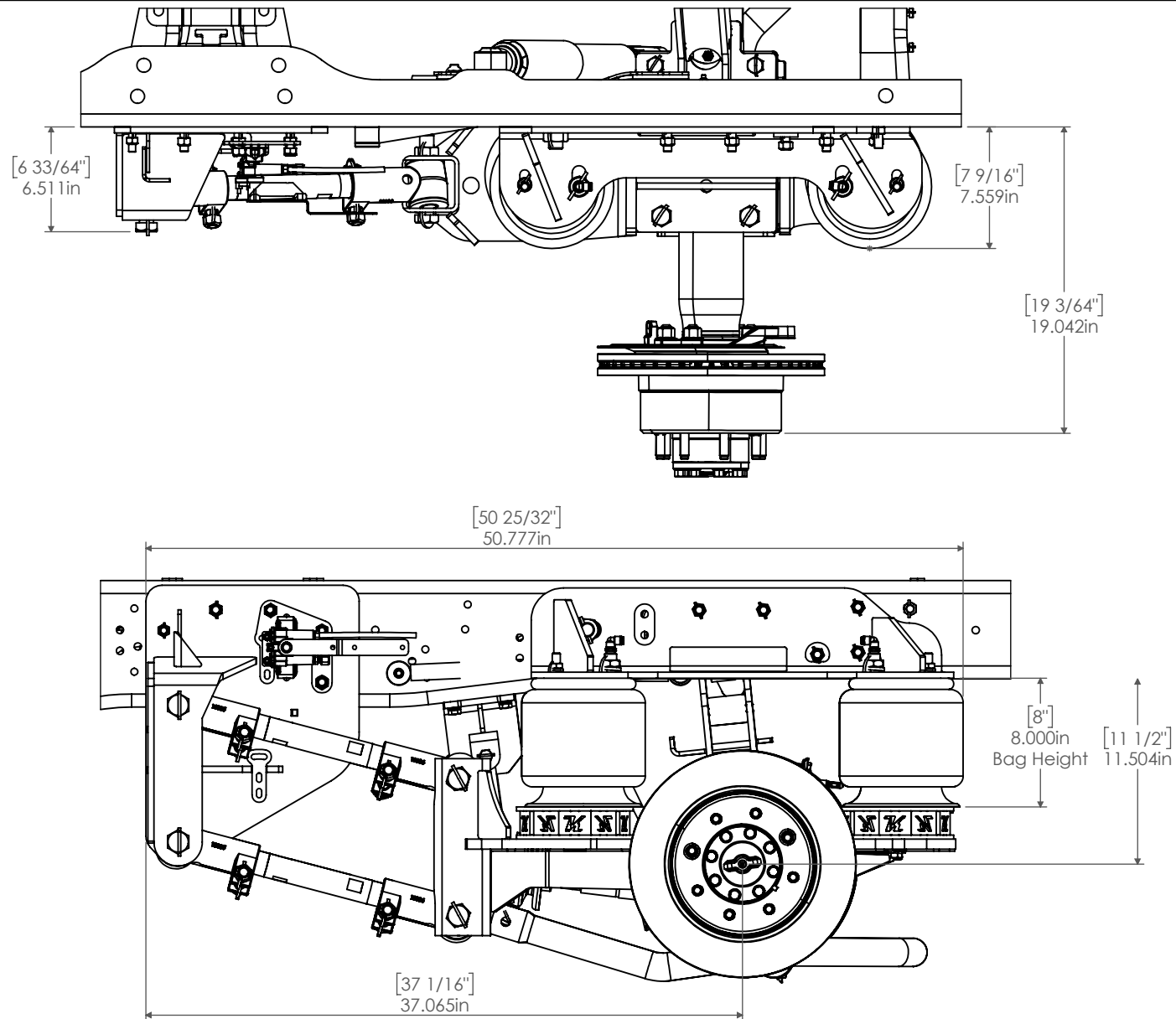


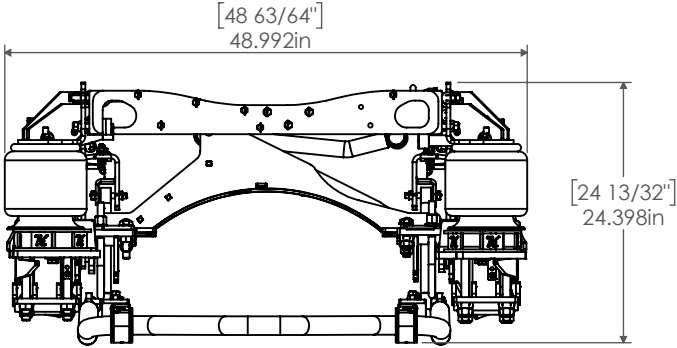
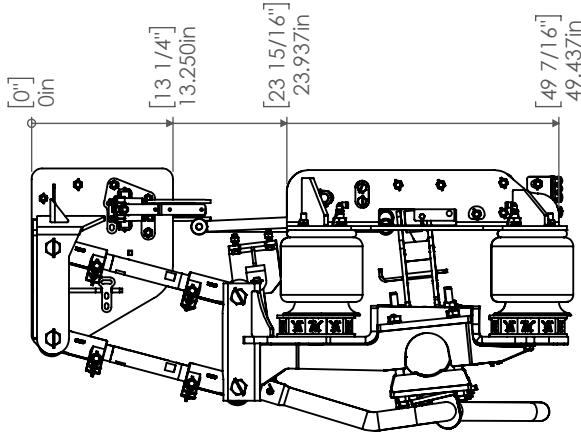
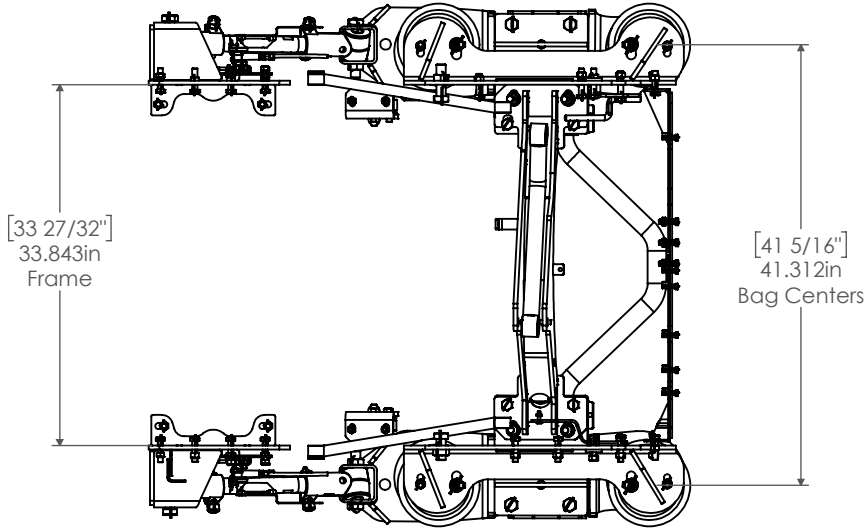
ITEM NO.	PART NUMBER	DESCRIPTION	QTY.
Assemblies			
1	17947	Assembly - Fuel Tank Crossmember Support	1
2	30679	Assembly - End Link Bracket	2
3	30680	Assembly - Sway Bar D-Ring Adaptor Plate	2
4	51518	Assembly - Lower Bag Mount & Axle Clamp - 4" Round Axle	1
5	51519	Assembly - PS - Lower Bag Mount & Axle Clamp - 4" Round Axle	1
6	51520	Assembly - DS - Upper Bag Side Plate	1
7	51521	Assembly - PS - Upper Bag Side Plate	1
8	51522	Assembly - DS - Trailing Arm Side Plate	1
9	51523	Assembly - PS - Trailing Arm Side Plate	1
Weldments			
10	18020	Weldment - Upper (PHB) Frame Bracket (3/4" Bolt)	1
11	18130	Weldment - Panhard Bar Crossmember (3/4" Bolt)	1
12	18552	Weldment - 17-1/2" End Link - 2-5/8" Offset	2
13	25008	Weldment - 10" End-Link	2
14	30635	Weldment - Fixed Length Panhard Bar - 18" CTC Length - Bent	1
15	30578	Weldment - Exhaust Hanger	1
Parts			
16	11551	Plate - 1/4" - 1.5"OD x .53" ID x 1/4"	4
17	16638	Plate - 7ga - Standoff Bracket, Brake Bracket - w/Bends	1
18	20190	Trailing Arm (14.5" Bar)	4
Purchased Parts			
19	80012-5323	Air Bag - Firestone 5323	4
20	80013	90° Elbow 1/4" DOT Tube Push-to-Connect x 1/4"-18 MNPT	4
21	80058	Hoosier Air Tank w/ Mounts	1
22	80079	1129-130KLD Sway Bar Kit - 1-3/4" Dia	1
Hardware			
23	12110	Hex Bolt - 1/4"-20 x 1" - GR5 - Z	1
24	12021	Hex Bolt - 1/2"-20 x 3" - GR8 - YZ	2
25	13024	Flat Washer SAE - 1/2" - GR8 - YZ	2
26	13100	Top Distorted Thread Lock Nut - 1/4"-20 - GR5 - Z	1
27	13124	Top Distorted Thread Lock Nut - 1/2"-20 - GR8 - YZ	2

						3RD ANGLE PROJECTION	A	DO NOT SCALE DRAWING	1:50	Approximate Weight = lbs	
						UNLESS OTHERWISE SPEC. DIMS. IN INCHES STD. TOLERANCES X.X ± .060 X.XX ± .030 X.XXX ± .010 FRAC. DIM. ± 1/32" Deg. ± .5°	MATL SPECS: SEE ABOVE				
							DESCRIPTION: Kelderman 4-Link (Rear) - Stock Height				
							PROJECT: 2008+ Ram 3500 Chassis Cab				
							PART NUMBER: KLM-18140				
REV	ECN	CHANGE DESCRIPTION	CHANGE BY	DATE			DESIGN BY:		DATE: 7/22/2024		





						 3RD ANGLE PROJECTION	A DO NOT SCALE DRAWING	1:50	Approximate Weight = lbs	
						UNLESS OTHERWISE SPEC. DIMS. IN INCHES STD. TOLERANCES X.X ± .060 X.XX ± .030 X.XXX ± .010 FRAC. DIM. ± 1/32" Deg. ± .5°	MATL SPECS: SEE ABOVE DESCRIPTION: Kelderman 4-Link (Rear) - Stock Height			
							PROJECT: 2008+ Ram 3500 Chassis Cab			
							PART NUMBER: KLM-18140			
REV	ECN	CHANGE DESCRIPTION	CHANGE BY	DATE			DESIGN BY:	DATE: 7/22/2024	NOTICE: THIS DOCUMENT AND ITS CONTENTS ARE THE PROPERTY OF KELDERMAN MFG. NO USE OR COPIES MAY BE MADE WITHOUT WRITTEN PERMISSION FROM KELDERMAN	



							A	DO NOT SCALE DRAWING	1:50	Approximate Weight = lbs
						3RD ANGLE PROJECTION	MATL SPECS: SEE ABOVE			
						UNLESS OTHERWISE SPEC. DIMNS. IN INCHES STD. TOLERANCES X.X ±.060 X.XX ±.030 X.XXX ±.010 FRAC.DIM. ±1/32" Deg. ±.5°	DESCRIPTION: Kelderman 4-Link (Rear) - Stock Height			
							PROJECT: 2008+ Ram 3500 Chassis Cab			
							PART NUMBER: KLM-18140			
REV	ECN	CHANGE DESCRIPTION	CHANGE BY	DATE			DESIGN BY:	DATE: 7/22/2024		NOTICE: THIS DOCUMENT AND ITS CONTENTS ARE THE PROPERTY OF KELDERMAN MFG. NO USE OR COPIES MAY BE MADE WITHOUT WRITTEN PERMISSION FROM KELDERMAN

